

ConnectSydney Sustainability Performance – Financial Year 2024–25

Sydney Roads Asset Performance Contracts
Harbour Zone

Contract number 20.0000302407.2476

Scope 3

11.69K

Absolute Emission

9.49%

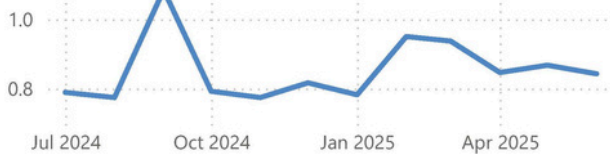
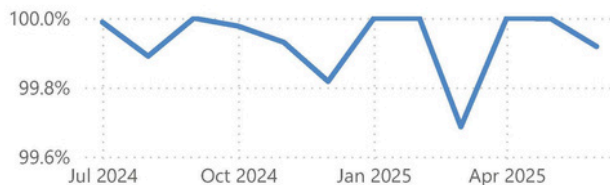
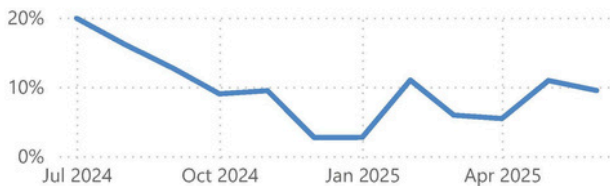
Asphalt Average RAP

99.92%

Diversion - Clean Waste

0.86

Concrete E. Int. (E/m3)



0.060

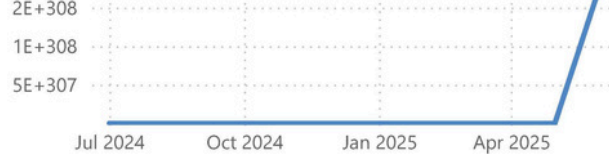
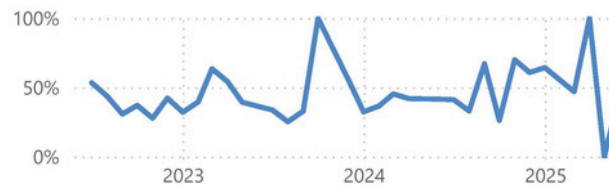
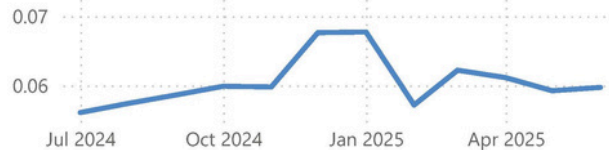
Asphalt E. Int. (E/tonnes)

45.23%

Diversion - Office Waste

1.35E-4

Subbies Fuel E. Int. (E/\$)



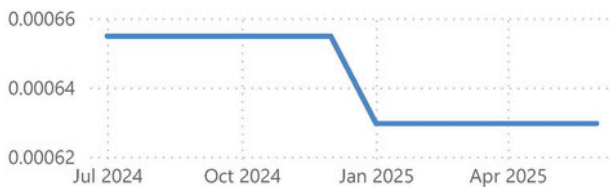
Scope 2

300.91

Absolute Emission

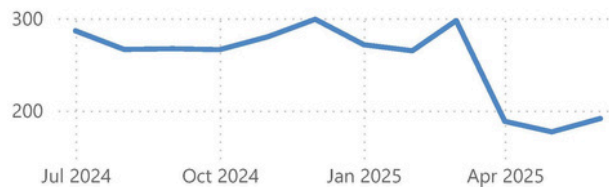
6.42E-4

Electricity E. Int. (E/KWh)



248.70

Electricity (KWh) per Capita



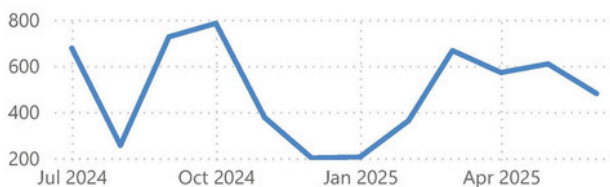
Scope 1

774

Absolute Emission

5.92K

Renewable_E10-ULP (L)



0.55

CS Fuel E. Int. (E/\$)

